

Logic Programming

Using Grammar Rules

Temur Kutsia

Research Institute for Symbolic Computation
Johannes Kepler University of Linz, Austria
`kutsia@risc.uni-linz.ac.at`

Contents

The Parsing Problem

Representing the Parsing Problem in Prolog

The Grammar Rule Notation

Adding Extra Arguments

Adding Extra Tests

Grammar of a Language

Definition (Grammar of a Language)

A set of rules for specifying what sequences of words are acceptable as sentences of the language.

Grammar specifies:

- ▶ How the words must group together to form phrases.
- ▶ What orderings of those phrases are allowed.

Parsing Problem

Given: A grammar for a language and a sequence of words.

Problem: Is the sequence an acceptable sentence of the language?

Simple Grammar Rules for English

Structure Rules:

sentence -> noun_phrase, verb_phrase.

noun_phrase -> determiner, noun.

verb_phrase -> verb, noun_phrase.

verb_phrase -> verb.

Simple Grammar Rules for English (Ctd.)

Valid Terms:

determiner -> [the].

noun -> [man].

noun -> [apple].

verb -> [eats].

verb -> [sings].

Reading Grammar Rules

$X \rightarrow Y$: "X can take the form Y".

X, Y : "X followed by Y".

Example

sentence \rightarrow noun_phrase, verb_phrase:

sentence **can take a form:** noun_phrase **followed by** verb_phrase.

Alternatives

Two rules for `verb_phrase`:

1. `verb_phrase` \rightarrow `verb`, `noun_phrase`.
2. `verb_phrase` \rightarrow `verb`.

Two possible forms:

1. `verb_phrase` can contain a `noun_phrase`: "the man eats the apple", or
2. it need not: "the man sings"

Valid Terms

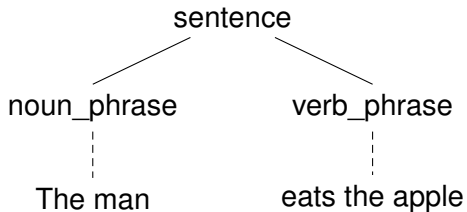
Specify phrases made up in terms of actual words (not in terms of smaller phrases):

- ▶ `determiner -> [the]:`

A `determiner` can take the form: the word `the`.

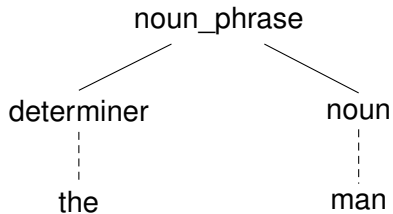
Parsing

sentence -> noun_phrase, verb_phrase



Parsing

`noun_phrase -> determiner, noun`



How To

Problem: How to test whether a sequence is an acceptable sentence?

Solution: Apply the first rule to ask:

Does the sequence decompose into two phrases:
acceptable `noun_phrase` and
acceptable `verb_phrase`?

How To

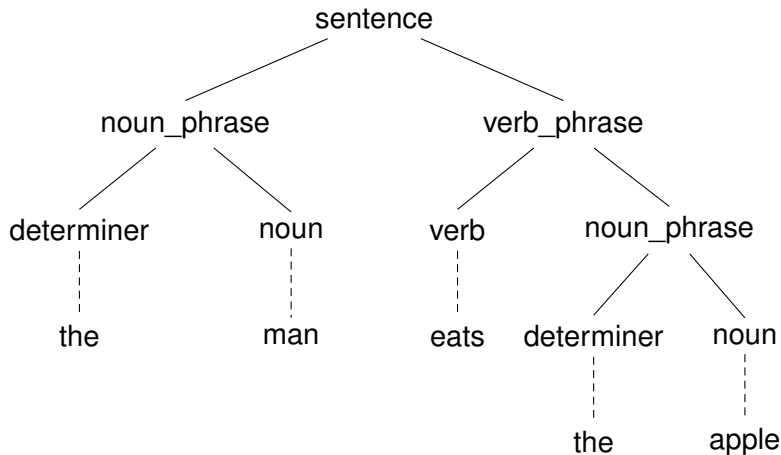
Problem: How to test whether the first phrase is an acceptable `noun_phrase`?

Solution: Apply the second rule to ask:

Does it decompose into a `determiner` followed by a `noun`?

And so on.

Parse Tree



Parsing Problem

Given: A grammar and a sentence.

Construct: A parse tree for the sentence.

Prolog Parse

Problem: Parse a sequence of words.

Output: *True*, if this sequence is a valid sentence.
False, otherwise.

Example (Representation)

Words as PROLOG atoms and sequences of words as lists:

```
[the,man,eats,the,apple]
```


Sentence

Introducing predicates:

<code>sentence (X)</code>	:	X is a sequence of words forming a grammatical sentence.
<code>noun_phrase (X)</code>	:	X is a noun phrase.
<code>verb_phrase (X)</code>	:	X is a verb phrase.

Program

```
sentence(X) :-  
    append(Y,Z,X),  
    noun_phrase(Y),  
    verb_phrase(Z).
```

```
verb_phrase(X) :-  
    append(Y,Z,X),  
    verb(Y),  
    noun_phrase(Z).
```

```
verb_phrase(X) :-  
    verb(X).
```

```
noun_phrase(X) :-  
    append(Y,Z,X),  
    determiner(Y),  
    noun(Z).
```

```
determiner([the]).
```

```
noun([apple]).
```

```
noun([man]).
```

```
verb([eats]).
```

```
verb([sings]).
```

Inefficient

- ▶ A lot of extra work.
- ▶ Unnecessary Searching.
- ▶ Generate and Test:
 - ▶ **Generate** a sequence.
 - ▶ **Test** to see if it matches.
- ▶ Simplest Formulation of the search but inefficient

Inefficiency

The program accepts the sentence "the man eats the apple":

```
?-sentence([the,man,eats,the,apple]).
```

```
yes
```

The goal

```
?-append(Y,Z,[the,man,eats,the,apple])
```

on backtracking can generate all possible pairs:

```
Y=[], Z=[the,man,eats,the,apple]
```

```
Y=[the], Z=[man,eats,the,apple]
```

```
Y=[the,man], Z=[eats,the,apple]
```

```
Y=[the,man,eats], Z=[the,apple]
```

```
Y=[the,man,eats,the], Z=[apple]
```

```
Y=[the,man,eats,the,apple], Z=[]
```

Redefinition

`noun_phrase (X, Y)` : there is a noun phrase
at the beginning
of the sequence `X`
and the part that is left
after the noun phrase
is `Y`.

The goal

```
?-noun_phrase([the, man, saw, the, cat],  
              [saw, the, cat]).
```

should succeed.

```
noun_phrase(X, Y) :- determiner(X, Z), noun(Z, Y).
```

Improved Program

```
sentence(S0,S) :-  
    noun_phrase(S0,S1),  
    verb_phrase(S1,S).
```

```
verb_phrase(S0,S) :-  
    verb(S0,S).
```

```
verb_phrase(S0,S) :-  
    verb(S0,S1),  
    noun_phrase(S1,S).
```

```
noun_phrase(S0,S) :-  
    determiner(S0,S1),  
    noun(S1,S).
```

```
determiner([the|S],S).
```

```
noun([man|S],S).
```

```
noun([apple|S],S).
```

```
verb([eats|S],S).
```

```
verb([sings|S],S).
```

Goal

`sentence(S0, S)` : There is a sentence
at the beginning of `S0`
and
what remains from the sentence in `S0`
is `S`.

We want whole `S0` to be a sentence, i.e., `S` should be empty.

?-sentence([the, man, eats, the, apple]), []).

Do you remember difference lists?

Pros and Cons

Advantage: More efficient.

Disadvantage: More cumbersome.

Improvement idea: Keep the easy grammar rule notation for the user,
Automatically translate into the PROLOG code for computation.

Defining Grammars

PROLOG provides an automatic translation facility for grammars.

Principles of translation:

- ▶ Every name of a kind of phrase must be translated into a binary predicate.
- ▶ First argument of the predicate—the sequence provided.
- ▶ Second argument—the sequence left behind.
- ▶ Grammar rules mentioning phrases coming one after another must be translated so that
 - ▶ the phrase left behind by one phrase forms the input of the next, and
 - ▶ the amount of words consumed by whole phrase is the same as the total consumed by subphrases.

Defining Grammars

The rule `sentence -> noun_phrase, verb_phrase.` translates to:

```
sentence(S0, S) :-  
    noun_phrase(S0, S1),  
    verb_phrase(S1, S).
```

The rule `determiner -> [the]` translates to

```
determiner([the|S], S).
```

Defining Grammars

Now, the user can input the grammar rules only:

```
sentence      -> noun_phrase, verb_phrase.  
verb_phrase   -> verb.  
verb_phrase   -> verb, noun_phrase.  
noun_phrase   -> determiner, noun.  
determiner    -> [the].  
noun          -> [man].  
noun          -> [apple].  
verb          -> [eats].  
verb          -> [sings].
```

It will be automatically translated into:

```
sentence(S0,S) :-  
    noun_phrase(S0,S1),  
    verb_phrase(S1,S).
```

```
verb_phrase(S0,S) :-  
    verb(S0,S).
```

```
verb_phrase(S0,S) :-  
    verb(S0,S1),  
    noun_phrase(S1,S).
```

```
noun_phrase(S0,S) :-  
    determiner(S0,S1),  
    noun(S1,S).
```

```
determiner([the|S],S).
```

```
noun([man|S],S).
```

```
noun([apple|S],S).
```

```
verb([eats|S],S).
```

```
verb([sings|S],S).
```

Goals

```
?-sentence([the,man,eats,the,apple],[ ]).  
yes
```

```
?-sentence([the,man,eats,the,apple],X).  
X=[]
```

SWI-Prolog provides an alternative (for the first goal only):

```
?-phrase(sentence,[the,man,eats,the,apple]).  
yes
```

Phrase Predicate

Definition of `phrase` is easy

```
phrase(Predicate,Argument):-  
    Goal=..[Predicate,Argument,[]],  
    call(Goal).
```

=.. (read "equiv") – built-in predicate

= . .

?- p(a,b,c)=..X.

X = [p, a, b, c]

?- X=..p(a,b,c).

ERROR: =../2: Type error: 'list' expected,
found 'p(a, b,c)'

?- X=..[p,a,b,c].

X=p(a,b,c).

?- X=..[].

ERROR: =../2: Domain error: 'not_empty_list'
expected, found '[]'

?- X=..[1,a].

ERROR: =../2: Type error: 'atom' expected,
found '1'

Is Not it Enough?

No, we want more.

Distinguish singular and plural sentences.

Ungrammatical:

- ▶ The boys eats the apple
- ▶ The boy eat the apple

Straightforward Way

Add more grammar rules:

sentence	->	singular_sentence.
sentence	->	plural_sentence.
noun_phrase	->	singular_noun_phrase.
noun_phrase	->	plural_noun_phrase.
singular_sentence	->	singular_noun_phrase, singular_verb_phrase.
singular_noun_phrase	->	singular_determiner, singular_noun.

Straightforward Way

```
singular_verb_phrase -> singular_verb,  
                        noun_phrase.  
singular_verb_phrase -> singular_verb.  
singular_determiner  -> [the].  
singular_noun         -> [man].  
singular_noun         -> [apple].  
singular_verb         -> [eats].  
singular_verb         -> [sings].
```

And similar for plural phrases.

Disadvantages

- ▶ Not elegant.
- ▶ Obscures the fact that singular and plural sentences have a lot of structure in common.

Better solution

- ▶ Associate an extra argument to phrase types according to whether it is singular or plural:

sentence(singular)

sentence(plural)

Grammar Rules with Extra Arguments

```
sentence          -> sentence (X) .  
sentence (X)     -> noun_phrase (X) ,  
                  verb_phrase (X) .  
noun_phrase (X)  -> determiner (X) ,  
                  noun (X) .  
verb_phrase (X)  -> verb (X) ,  
                  noun_phrase (Y) .  
verb_phrase (X)  -> verb (X) .
```

Grammar Rules with Extra Arguments. Cont.

```
determiner(_) -> [the].  
noun(singular) -> [man].  
noun(singular) -> [apple].  
noun(plural) -> [men].  
noun(plural) -> [apples].  
verb(singular) -> [eats].  
verb(singular) -> [sings].  
verb(plural) -> [eat].  
verb(plural) -> [sing].
```

Parse Tree

The man eats the apple

generates

```
sentence (  
  noun_phrase (  
    determiner (the) ,  
    noun (man) ) ,  
  verb_phrase (  
    verb (eats) ,  
    noun_phrase (  
      determiner (the) ,  
      noun (apple) ) ,  
    )  
  )  
)
```

Building Parse Trees

- ▶ We might want grammar rules to make a parse tree as well.
- ▶ Rules need one more argument.
- ▶ The argument should say how the parse tree for the whole phrase can be constructed from the parse trees of its sub-phrases.

Example:

```
sentence (X, sentence (NP, VP) ) ->  
    noun_phrase (X, NP) , verb_phrase (X, VP) .
```


Translation

```
sentence (X, sentence (NP, VP) ) ->  
    noun_phrase (X, NP) ,  
    verb_phrase (X, VP) .
```

translates to

```
sentence (X, sentence (NP, VP) , S0, S) :-  
    noun_phrase (X, NP, S0, S1) ,  
    verb_phrase (X, VP, S1, S) .
```

Grammar Rules for Parse Trees

Number agreement arguments are left out for simplicity.

```
sentence ( sentence ( NP , VP ) ) ->  
    noun_phrase ( NP ) ,  
    verb_phrase ( VP ) .
```

```
verb_phrase ( verb_phrase ( V ) ) ->  
    verb ( V ) .
```

```
verb_phrase ( verb_phrase ( VP , NP ) ) ->  
    verb ( VP ) ,  
    noun_phrase ( NP ) .
```

```
noun_phrase ( noun_phrase ( DT , N ) ) ->  
    determiner ( DT ) ,  
    noun ( N ) .
```

Grammar Rules for Parse Trees. Cont.

determiner(determiner(the)) -> [the].

noun(noun(man)) -> [man].

noun(noun(apple)) -> [apple].

verb(verb(eats)) -> [eats].

verb(verb(sings)) -> [sings].

Translation into Prolog Clauses

- ▶ Translation of grammar rules with extra arguments—a simple extension of translation of rules without arguments.
- ▶ Create a predicate with two more arguments than are mentioned in the grammar rules.
- ▶ By convention, the extra arguments are as the last arguments of the predicate.

```
sentence(X) -> noun_phrase(X), verb_phrase(X).
```

translates to

```
sentence(X, S0, S) :-  
    noun_phrase(X, S0, S1), verb_phrase(X, S1, S).
```

Adding Extra Rules

- ▶ So far everything in the grammar rules were used in processing the input sequence.
- ▶ Every goal in the translated Prolog clauses has been involved with consuming some amount of input.
- ▶ Sometimes we may want to specify Prolog clauses that are not of this type.
- ▶ Grammar rule formalism allows this.
- ▶ Convention: Any goals enclosed in curly brackets `{}` are left unchanged by the translator.

Overhead in Introducing New Word

- ▶ To add a new word `banana`, add at least one extra rule:
`noun(singular, noun(banana)) -> [banana].`
- ▶ Translated into Prolog:
`noun(singular, noun(banana), [banana|S], S).`
- ▶ Too much information to specify for one noun.

Mixing Grammar with Prolog

Put common information about all words in one place, and information about particular words in somewhere else:

```
noun(S, noun(N)) -> [N], {is_noun(N, S)}.  
is_noun(banana, singular).  
is_noun(banana, plural).  
is_noun(man, singular).
```

Mixing Grammar with Prolog

```
noun(S, noun(N)) -> [N], {is_noun(N, S)}.
```

- ▶ `{is_noun(N, S)}` is a test (condition).
- ▶ `N` must be in the `is_noun` collection with some plurality `S`.
- ▶ Curly brackets indicate that it expresses a relation that has nothing to do with the input sequence.
- ▶ Translation does not affect expressions in the curly brackets:

```
noun(S, noun(N), [N|Seq], Seq) :- is_noun(N, S).
```


Mixing Grammar with Prolog

- ▶ Another inconvenience:

```
is_noun(banana,singular) .  
is_noun(banana,plural) .
```

- ▶ Two clauses for each noun.
- ▶ Can be avoided in most of the cases by adding `s` for plural at the end of singular.

Mixing Grammar with Prolog

► Amended rule:

```
noun(plural, noun(RootN)) ->  
    [N],  
    { (name(N, Plname),  
      append(Singname, "s", Plname),  
      is_noun(RootN, singular)) } .
```

Further Extension

- ▶ So far the rules defined things in terms how the input sequence is **consumed**.
- ▶ We might like to define things that **insert** items into the input sequence.
- ▶ Example: Analyze
 “Eat your supper”
as if there were an extra word “you” inserted:
 “You eat your supper”

Rule for the Extension

```
      sentence  -> imperative,  
                  noun_phrase,  
                  verb_phrase.  
imperative, [you] -> [].  
      imperative -> [].
```

The first rule of `imperative` translate to:

```
imperative(L, [you|L]).
```

Meaning of the Extension

- ▶ **If**

the left hand side of a grammar rule consists of a part of the input sequence separated from a list of words by comma

- ▶ **Then**

in the parsing, the words are inserted into the input sequence after the goals on the right-hand side have had their chances to consume words from it.